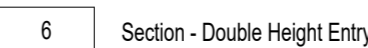
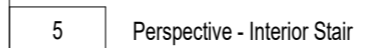
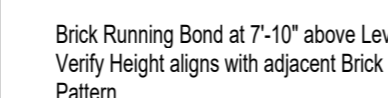
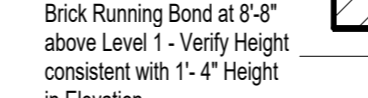


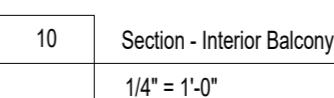
7 Detail - Wall - Section Typical

$$1/2^n = 1'-0$$
 $1/4^* = 1'-0$ 

8 Level 2 - Reflected Ceiling Plan

$$1/4'' = 1'-0''$$


9 Level 1 - Reflected Ceiling Plan

$$1/4'' = 1'-0''$$


11	Elevation - Slat Wall
----	-----------------------

	$1/4^{\circ} = 1'-0"$
--	-----------------------

901.292.0266

6. Finish top of Slab at Level 1, unless noted otherwise.

REVISIONS

PROJECT NAME:

ORIGINAL ISSUE DATE:

06/14/22

SHEET TITLE:

LATEST REVISION NO. :

SHEET NO. :

A300